

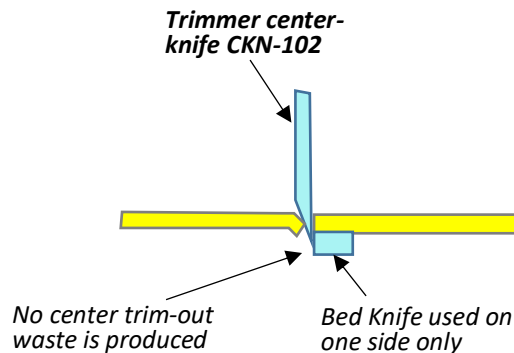
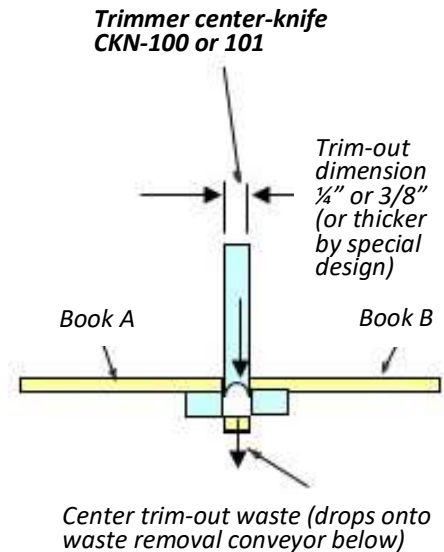
Data Sheet: Optional CKN center knife assembly

CKN-100, CKN-101 or CKN-102 Trimmer center-knife

The optional Smart-binder **trimmer center-knife system** may be used to produce book sizes which are **less than 160mm (6 1/4") spine length** (e.g.: A5 landscape or 8 1/2 x 5 1/2" oblong). Each sheet is printed with 8 pages instead of the normal 4 pages. These sheets are individually folded and then either stitched or glued together in the normal way. The center-knife then splits the resulting book into two smaller sized books, which are delivered in two parallel streams.

Center-knives are available in widths of 6.35mm (1/4") (CKN-100) and 9.52mm (3/8") (CKN-101). These trim 6.35mm (1/4") or 9.52mm (3/8") out of the middle of the book. Book thickness is limited to 3mm (1/8") for the 6.35mm (1/4") knife and 4.5mm (3/16") for the 9.525mm (3/8") knife

Option CKN-102 can separate the two books without any trim out. Thicker books may be produced if using the CKN-102 single-bladed knife compared with using a double-edged knife CKN-100 or 101:



IBIS Customized Finishing Solutions

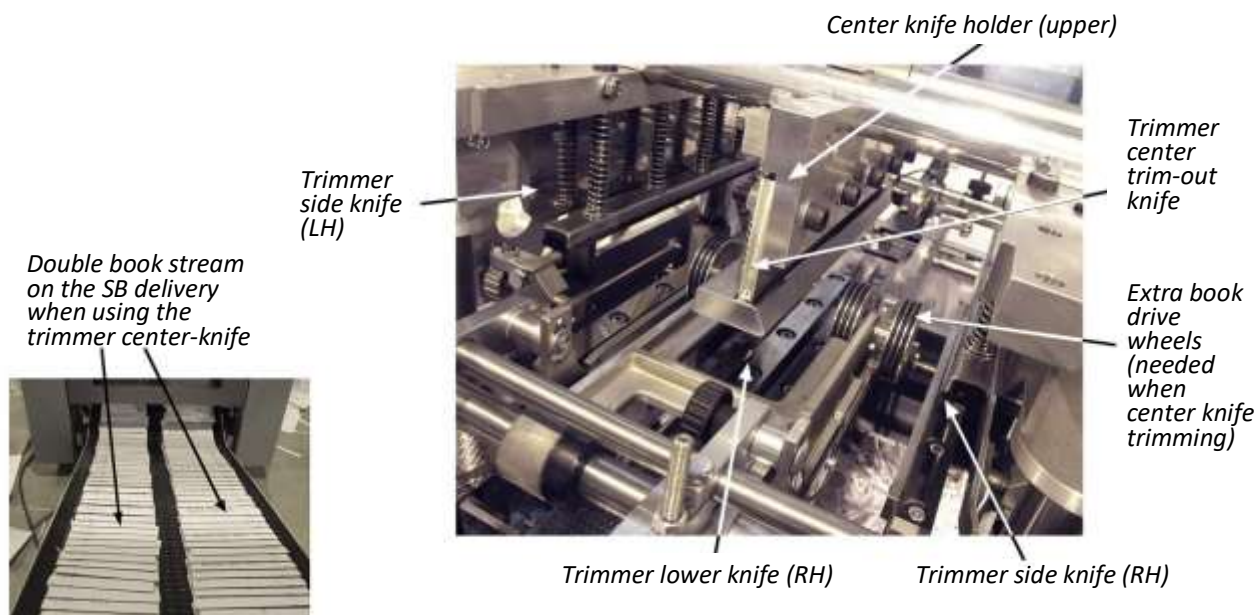
IBIS Integrated Bindery Systems Limited, 9 The Gateway Centre, Coronation Road, Cressex Business Park, High Wycombe, HP12 3SU, UK. Tel.: +44 (0) 1494 561 950 Fax: +44 (0) 1494 561 951

Email: info@ibis-bindery.com

Web site: www.ibis-bindery.com

Company registered in England, number 03703149. UK VAT Registration number 697 9379 42

Images of trimmer center-knife:



Important notes:

Installing and using the trimmer center-knife CKN-100, CKN-101 or CKN-102

The CKN-101 knife is supplied with center-holes in the upper knife so that air blow can be connected to assist blowing out the center-strip from between the two blade edges when the knife rises after each cut. These blow holes are not available on the narrower $\frac{1}{4}$ " wide knife CKN-100 so this knife has an increased risk of waste paper build up between the knife blades.

If the CKN-102 single-bladed knife is fitted then only one bed knife should be used. Two bed-knives are needed if the CKN-100 or 101 (gutter cut) knives are fitted. No center trim waste is produced when using the CKN-102.

To install the trimmer center-knife assembly takes about 90 minutes and about 15 minutes is required to subsequently remove the upper center knife in order to stop center-trimming.

When installing the center-knife care must be taken not to turn the machine backwards during movement of the indexing transport belts as this may cause the belt timing to be lost.

WARNING!! Extreme care must be taken when handling any book trimming knife. This must only be done by competent, trained personnel.

IBIS Customized Finishing Solutions

IBIS Integrated Bindery Systems Limited, 9 The Gateway Centre, Coronation Road, Cressex Business Park, High Wycombe, HP12 3SU, UK. Tel.: +44 (0) 1494 561 950 Fax: +44 (0) 1494 561 951

Email: info@ibis-bindery.com

Web site: www.ibis-bindery.com

Company registered in England, number 03703149. UK VAT Registration number 697 9379 42